

Primary care provider (PCP)

A PCP is typically your main point of contact for non-emergency medical care. They can provide most of your care and, when necessary, coordinate care with other providers. Your plan requires you to select a PCP.

Four steps to select your PCP:

STEP

1

Log into My Collective® (providencehealthplan.collectivehealth.com) and **open the Coverage tab.**

STEP

2

Choose **Select a primary care provider.**

STEP

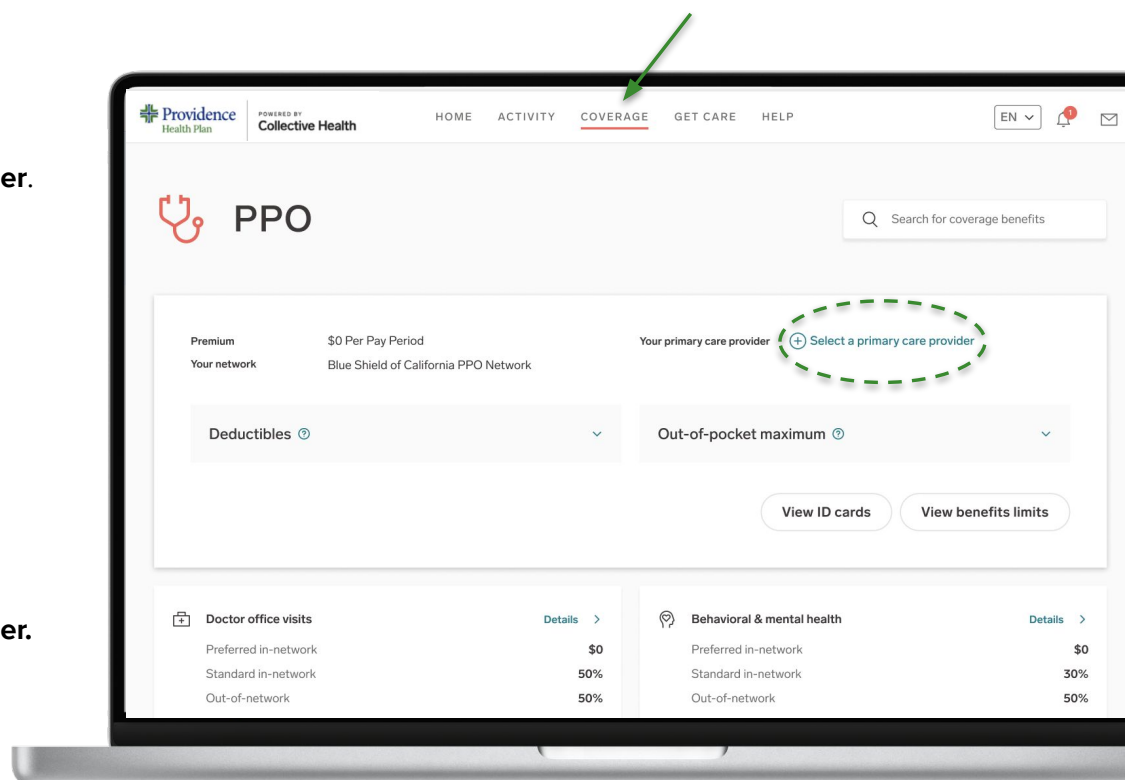
3

Review the list of providers near you.

STEP

4

Select a provider to review their details, then click **Set as primary care provider.**



Need help?

The Member Advocate team (AKA real humans) can help you get the answers you need. We are standing by to help you Monday – Friday, 4 a.m. – 6 p.m. PT and Saturday 7a.m. – 11 a.m. PT by phone, online message, or chat.

Four steps to select your PCP:

STEP

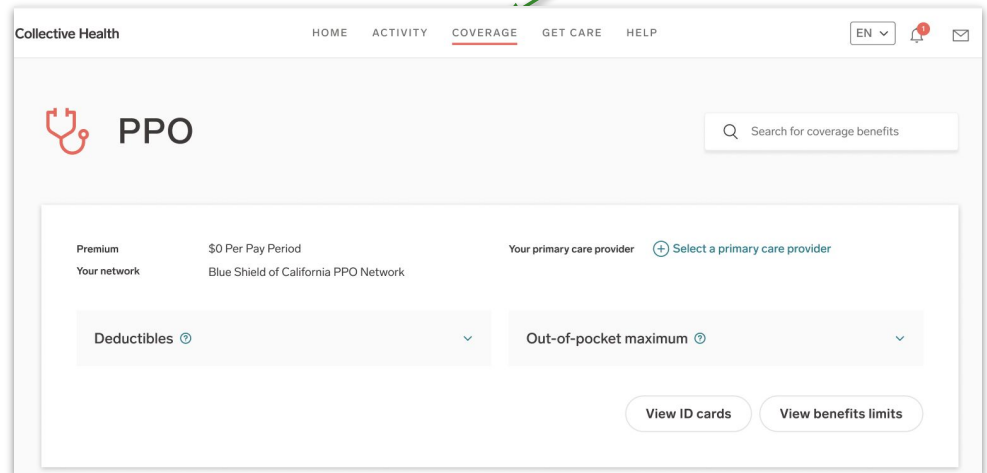
1

Log into My Collective® (providencehealthplan.collectivehealth.com) and **open the Coverage tab.**

STEP

2

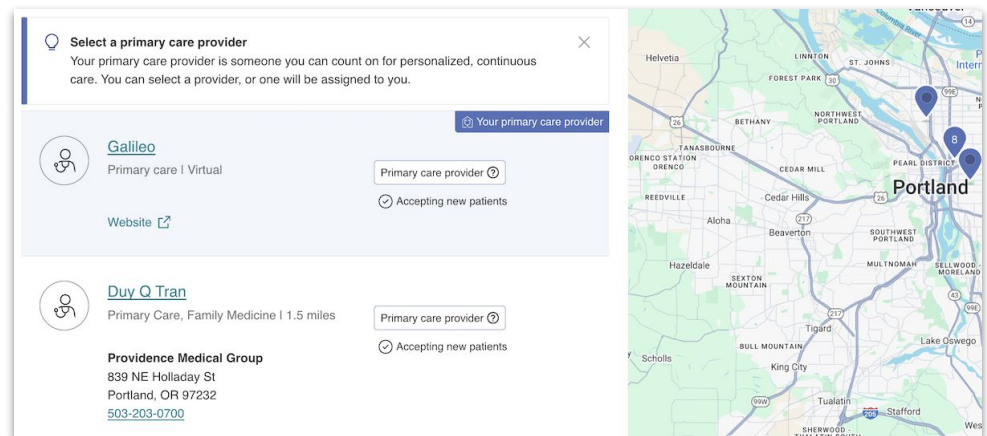
Choose **Select a primary care provider.**



STEP

3

Review the list of providers near you that practice within a PCP.



STEP

4

Select a provider to review their details, then click **Set as primary care provider.**

